

# EDMONTON REAL ESTATE MARKET REPORT as of June 30, 2015



Irina Mierzewski

Ph: 780-991-9764

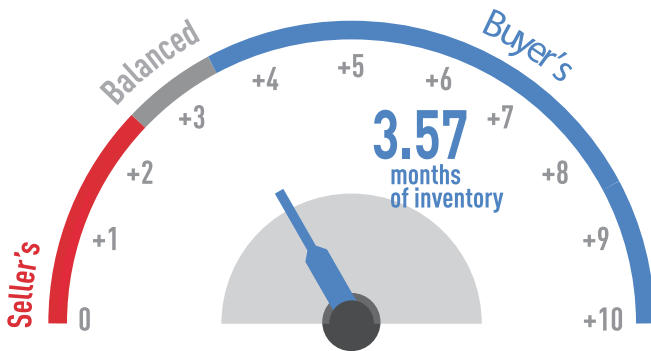
Email: irinahomes@live.com

Web: www.irinahomes.ca

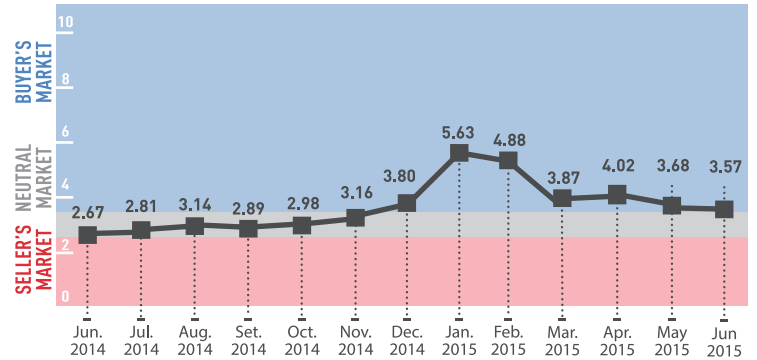


Polaris

## Market Status



## Market Status (13 months history) No. of months of inventory

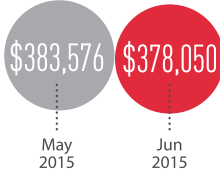


## Average Prices

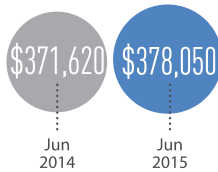
### City of Edmonton average SOLD price

Month to Month

Year to Year



Compared to LAST MONTH, homes are selling for **-1.4%** less

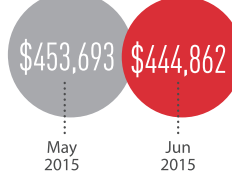


Compared to LAST YEAR, homes are selling for **+1.7%** more

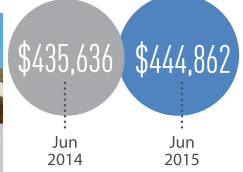
### Single family homes average SOLD price

Month to Month

Year to Year



Compared to LAST MONTH, single family homes are selling for **-1.9%** less

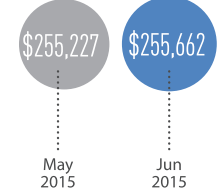


Compared to LAST YEAR, single family homes are selling for **+2.1%** more

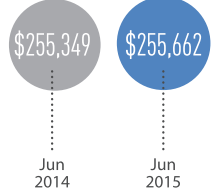
### Apartment condo average SOLD price

Month to Month

Year to Year



Compared to LAST MONTH, apartment condos are selling for **+0.2%** more

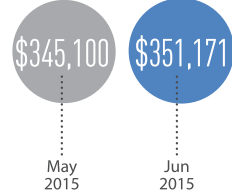


Compared to LAST YEAR, apartment condos are selling for **+0.1%** more

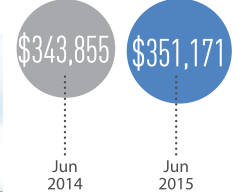
### Townhouse average SOLD price

Month to Month

Year to Year



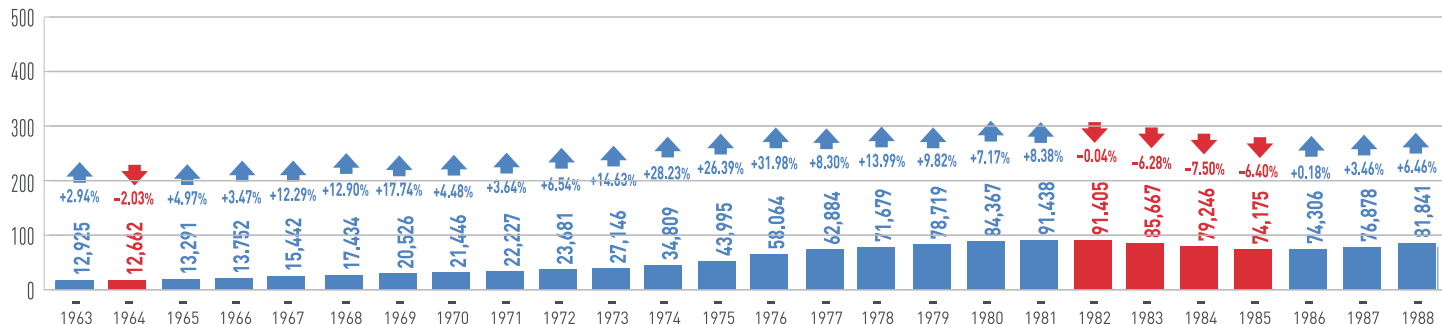
Compared to LAST MONTH, townhouses are selling for **+1.8%** more



Compared to LAST YEAR, townhouses are selling for **+2.1%** more

## Years - Residential Average Price

Prices in \$ and Price movement in percentage



# EDMONTON REAL ESTATE MARKET REPORT as of June 30, 2015



Irina Mierzewski

Ph: 780-991-9764

Email: irinahomes@live.com

Web: www.irinahomes.ca

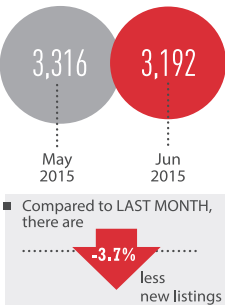


Polaris

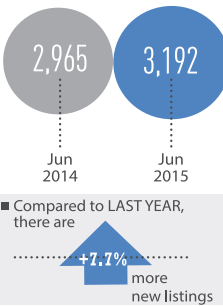
## Inventory

### NEW listings

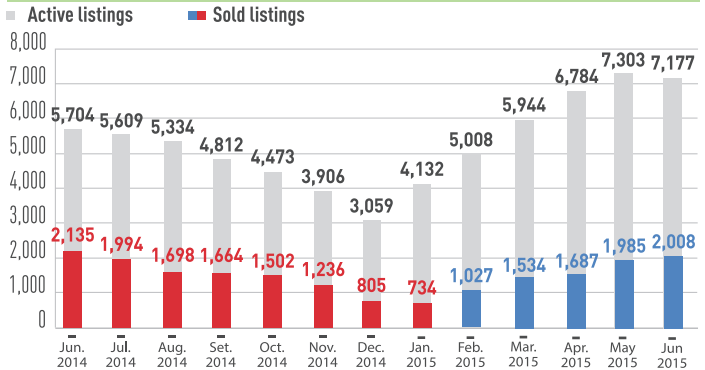
Month to Month



Year to Year



### Listing inventory & SOLD (13 months history)

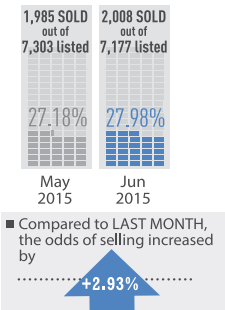


## Transactions Data

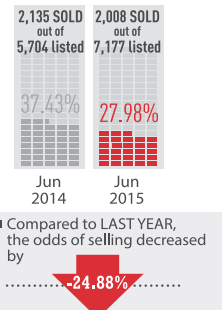
### Odds of selling

(Percentage of Homes Sold VS Listings)


Month to Month



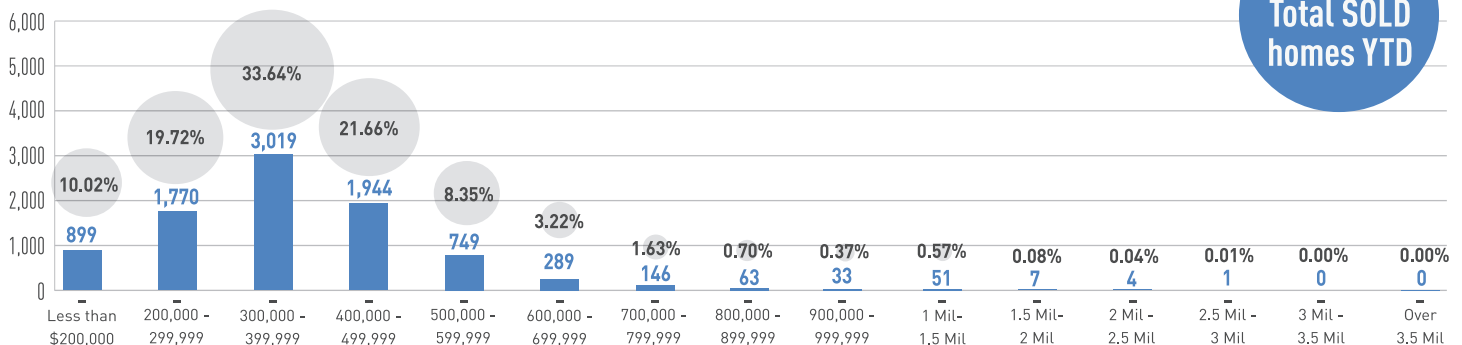
Year to Year



### Average Days on Market



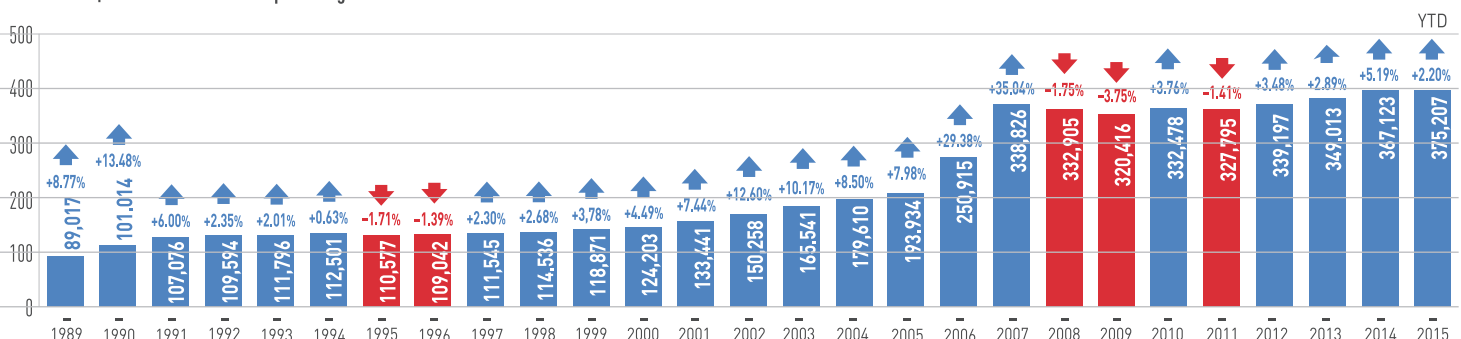
## Numbers of Homes SOLD by Price Range



8,975  
Total SOLD  
homes YTD

## Years - Residential Average Price

Prices in \$ and Price movement in percentage



54 years average of price increase for city of Edmonton is 7.00%